



Enable SNAP/TANF Validation for eForms

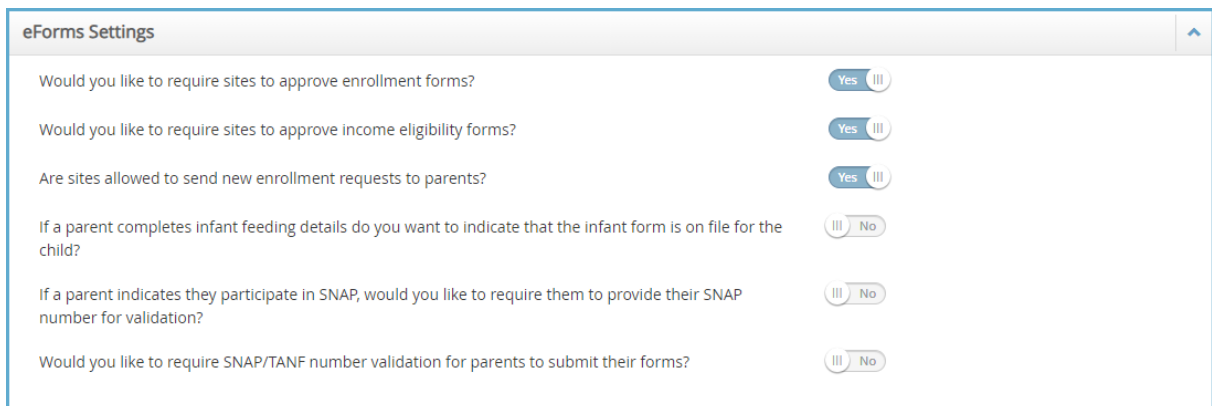
Last Modified on 01/21/2021 8:40 am
CST







You can require that SNAP/TANF numbers be validated before parents can submit their forms. Validation ensures that the parent provided a correctly formatted SNAP/TANF number when completing income eligibility information.

When you enable this feature, you can also specify whether the parent is warned and able to submit their forms or whether parents cannot continue completing their forms until the number is formatted correctly.

To do so:

1. Log in to app.kidkare.com. Use the same credentials you use to log in to Minute Menu CX.
2. Click . The Settings page opens.
3. In the **eForms Settings** section, click  next to **Would you like to require SNAP/TANF number validation for parents to submit their forms?** This enables SNAP/TANF validation.



eForms Settings	
Would you like to require sites to approve enrollment forms?	Yes 
Would you like to require sites to approve income eligibility forms?	Yes 
Are sites allowed to send new enrollment requests to parents?	Yes 
If a parent completes infant feeding details do you want to indicate that the infant form is on file for the child?	 No
If a parent indicates they participate in SNAP, would you like to require them to provide their SNAP number for validation?	 No
Would you like to require SNAP/TANF number validation for parents to submit their forms?	 No

4. Next, specify what to do when a parent inputs an invalid SNAP/TANF number:
 - **Warn:** The parent will receive a message advising them that the provided SNAP/TANF number is invalid, but they will be able to complete and submit the form.
 - **Disallow:** The parent will receive a message advising them that the provided SNAP/TANF number is invalid, and they will be unable to complete and submit the form until they correct it.