

[VIDEO] Mark Whole Grain-Rich Foods

Last Modified on 08/05/2020 11:02 am CDT

Mark all whole grain-rich foods on your food list. Foods that are marked as whole grain-rich on the food list default to whole grain-rich when centers select it on menus. However, only mark foods that are **always** whole grain-rich. Centers can mark any bread/alternate as whole grain-rich when the meal is recorded.

Examples of whole grain-rich foods that you can mark as whole grain-rich in the food tool:

- Whole wheat
- Brown rice
- Wild rice
- Oatmeal
- Bulgur
- Whole-grain corn
- Quinoa


Examples

A center selects tortilla as the bread/alternate item. They can indicate when recording the tortilla that it was whole grain-rich. Tortillas may or may not be whole grain-rich, so let the center indicate whether it was when the meal was recorded. Do not mark tortillas as a whole grain-rich food in the food tool.








A center selects brown rice as the bread/alternate item. Brown rice is always a whole grain-rich food. Mark brown rice as whole grain-rich in the food tool so that it automatically defaults as whole grain-rich when the center records the meal.

To mark a food as whole grain-rich:

1. Click the **Administration** menu and select **Manage Foods**. KidKare opens in a browser.
2. Log in using the same credentials you use to access Minute Menu CX.
3. From the menu to the left, click **Foods**.
4. Click **Food List**.
5. Click **Bread/Alt** at the top of the page to filter to just your breads/bread alternates.

6. Click the food you need to mark. The Edit Food page opens.
7. In the Nutritional Information section, click  next to **Whole Grain-Rich** to set it to **Yes**.
8. To lock the slider in the on/off position, click the lock icon. For example, you can lock the slider to Off for foods like white bread and club crackers, or you can lock it to On for foods like brown rice or whole wheat pancakes.

Nutritional Information

Vitamin A	 No	High Fat	 No
Vitamin C	 No	High Salt	 No
Whole Grain-Rich	 	Iron	 No

Centers should be trained to know how to identify whole grain-rich foods and verify that the whole grain-rich option is selected or deselected accordingly when recording the meal, regardless of how the food defaults.